

MAZ1000 Series (MA1000 Series)

Silicon planar type

For stabilization of power supply

■ Features

- High reliability, achieved by the combination the planar type and the glass seal
- Large power dissipation: $P_D = 500$ mW (With a printed-circuit board)
- Wide voltage range: $V_Z = 2.0$ V to 39 V
- Easy-to-use because of the finely divided zener voltage ranks, such as L, M, and H ranks
- Sharp rising performance

■ Absolute Maximum Ratings $T_a = 25^\circ\text{C}$

Parameter	Symbol	Rating	Unit
Average forward current	$I_{F(AV)}$	250	mA
Repetitive peak forward current	I_{FRM}	250	mA
Total power dissipation ^{*1}	P_{tot}	500	mW
Non-repetitive reverse surge power dissipation ^{*2}	P_{ZSM}	30	W
Junction temperature	T_j	200	$^\circ\text{C}$
Storage temperature	T_{stg}	-65 to +200	$^\circ\text{C}$

Note) *1 : With a printed-circuit board

*2 : $t = 100$ μs , $T_j = 150^\circ\text{C}$

■ Common Electrical Characteristics $T_a = 25^\circ\text{C}$ ^{*1}

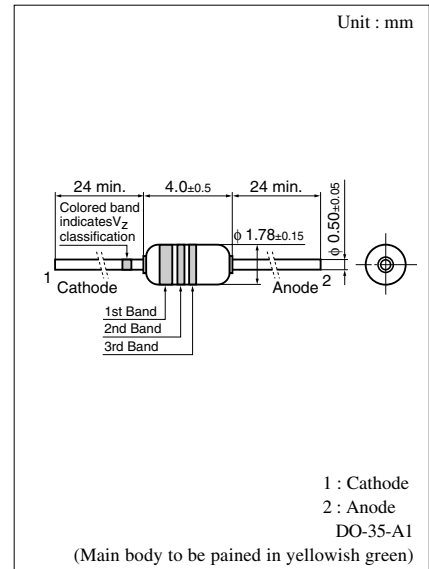
Parameter	Symbol	Conditions	Min	Typ	Max	Unit
Forward voltage (DC)	V_F	$I_F = 10$ mA		0.8	0.9	V
Zener voltage ^{*2}	V_Z	I_Z Specified value				V
Operating resistance	R_{ZK}	I_Z Specified value	Refer to the list of the electrical characteristics within part numbers			Ω
	R_Z	I_Z Specified value				
Reverse current	I_R	V_R Specified value				
Temperature coefficient of zener voltage ^{*3}	S_Z	I_Z Specified value				mV/ $^\circ\text{C}$
Terminal capacitance	C_t	V_R Specified value				pF

Note) 1. Rated input/output frequency: 5 MHz

2. *1 : The V_Z value is for the temperature of 25°C . In other cases, carry out the temperature compensation.

*2 : Guaranteed at 20 ms after power application.

*3 : $T_j = 25^\circ\text{C}$ to 150°C



•Color indication of V_Z rank classification

L rank	M rank	H rank
Black	Blue	Red

Note) The part number in parenthesis shows conventional part number.

■ Electrical characteristics within part numbers $T_a = 25^\circ\text{C}$

• $V_Z = 2.0\text{ V to } 6.8\text{ V}$ ($I_Z = 5\text{ mA}$)

Part Number	Zener voltage			Reverse current				Operating resistance				Temperature coefficient of zener voltage			Terminal capacitance		Marking (Color indication) Main body: Yellowish green				
	V_Z (V)			I_{R1} (μA)		I_{R2} (μA)		R_Z (Ω)		R_{ZK} (Ω)		S_Z (mV/ $^\circ\text{C}$)			C_t (pF)						
	$I_Z = 5\text{ mA}$			V_R	Max	V_R	Max	$I_Z = 5\text{ mA}$	Max	I_Z	Max	Min	Typ	Max	Typ	Max					
	Min	Nom	Max	(V)	Max	(V)	Max	Typ	Max	(mA)	Max	Min	Typ	Max	Typ	Max					
MAZ1020	1.88	—	2.24	0.5	120	—	—	5	100	1	2000	-3.5	-1.5	0	375	450	Red	Black	Black		
MAZ1020-L	1.88	—	2.12																		
MAZ1020-H	2.01	—	2.24																		
MAZ1022	2.08	—	2.45	0.7	120	—	—	5	100	1	2000	-3.5	-1.5	0	375	450	Red	Red	Red		
MAZ1022-L	2.08	—	2.33																		
MAZ1022-H	2.20	—	2.45																		
MAZ1024	2.28	2.4	2.7	1	120	—	—	—	100	1	2000	-3.5	-1.6	0	375	450	Red	Yellow	Yellow		
MAZ1024-L	2.28	—	2.56																		
MAZ1024-H	2.4	—	2.7																		
MAZ1027	2.5	2.7	2.9	1	100	—	—	—	100	1	1000	-3.5	-2	0	350	450	Red	Purple	Purple		
MAZ1027-L	2.5	2.6	2.75																		
MAZ1027-H	2.65	2.8	2.9																		
MAZ1030	2.8	3.0	3.2	1	50	—	—	85	100	1	1000	-3.5	-2.1	0	350	450	Orange	Black	Black		
MAZ1030-L	2.83	2.9	2.97																		
MAZ1030-M	2.93	3.0	3.08																		
MAZ1030-H	3.02	3.1	3.18																		
MAZ1033	3.1	3.3	3.5	1	20	—	—	83	100	1	1000	-3.5	-2.4	0	325	450	Orange	Orange	Orange		
MAZ1033-L	3.12	3.2	3.28																		
MAZ1033-M	3.22	3.3	3.38																		
MAZ1033-H	3.32	3.4	3.49																		
MAZ1036	3.4	3.6	3.8	1	10	—	—	81	100	1	1000	-3.5	-2.4	0	300	450	Orange	Blue	Blue		
MAZ1036-L	3.41	3.5	3.59																		
MAZ1036-M	3.51	3.6	3.69																		
MAZ1036-H	3.61	3.7	3.79																		
MAZ1039	3.7	3.9	4.1	1	10	—	—	79	100	1	1000	-3.5	-2.5	0	300	450	Orange	White	White		
MAZ1039-L	3.71	3.8	3.9																		
MAZ1039-M	3.8	3.9	4.0																		
MAZ1039-H	3.9	4.0	4.1																		
MAZ1043	4.0	4.3	4.6	1	10	—	—	75	100	1	1000	-3.5	-2.5	0	275	450	Yellow	Orange	Orange		
MAZ1043-L	4.03	4.1	4.26																		
MAZ1043-M	4.17	4.3	4.4																		
MAZ1043-H	4.31	4.4	4.54																		
MAZ1047	4.4	4.7	5.0	1	3	—	—	50	80	1	900	-3.5	-1.4	0.2	130	180	Yellow	Purple	Purple		
MAZ1047-L	4.45	4.6	4.69																		
MAZ1047-M	4.59	4.7	4.83																		
MAZ1047-H	4.74	4.9	4.99																		
MAZ1051	4.8	5.1	5.4	2	2	—	—	40	60	1	800	-2.7	-0.8	1.2	110	160	Green	Brown	Brown		
MAZ1051-L	4.87	5.0	5.12																		
MAZ1051-M	5.0	5.1	5.26																		
MAZ1051-H	5.14	5.3	5.4																		
MAZ1056	5.3	5.6	6.0	2	1	—	—	15	40	1	500	-2	1.2	2.5	95	140	Green	Blue	Blue		
MAZ1056-L	5.3	5.4	5.58																		
MAZ1056-M	5.48	5.6	5.76																		
MAZ1056-H	5.66	5.8	5.95																		
MAZ1062	5.8	6.2	6.6	4	3	—	—	5.3	60	6	20	0.5	300	0.4	2.3	3.7	90	130	Blue	Red	Red
MAZ1062-L	5.85	6.0	6.15					5.3													
MAZ1062-M	6.05	6.2	6.36					5.5													
MAZ1062-H	6.24	6.4	6.56					5.7													
MAZ1068	6.4	6.8	7.2	4	2	—	—	5.9	60	6	15	0.5	140	1.2	3	4.5	85	110	Blue	Gray	Gray
MAZ1068-L	6.44	6.6	6.77					5.9													
MAZ1068-M	6.64	6.8	6.98					6.1													
MAZ1068-H	6.85	7.0	7.2					6.3													

■ Electrical characteristics within part numbers (continued) $T_a = 25^\circ\text{C}$

• $V_Z = 7.5\text{ V to } 22\text{ V}$ ($I_Z = 5\text{ mA}$)

Part Number	Zener voltage			Reverse current				Operating resistance				Temperature coefficient of zener voltage			Terminal capacitance		Marking (Color indication) Main body: Yellowish green		
	V_Z (V) $I_Z = 5\text{ mA}$			I_{R1} (μA) V_R		I_{R2} (μA) V_R		R_Z (Ω) $I_Z = 5\text{ mA}$		R_{ZK} (Ω) I_Z		S_Z (mV/ $^\circ\text{C}$) $I_Z = 5\text{ mA}$			C_t (pF) ($V_R = 0\text{ V}$) $f = 1\text{ MHz}$				
	Min	Mom	Max	(V)	Max	(V)	Max	Typ	Max	(mA)	Max	Min	Typ	Max	Typ	Max	1st.	2nd.	3rd.
	MAZ1075	7.0	7.5	7.9			6.5												
MAZ1075-L	7.07	7.3	7.43	5	1	6.5	60	6	15	0.5	120	2.5	4	5.3	80	100	Purple	Green	Green
MAZ1075-M	7.29	7.5	7.67			6.7													
MAZ1075-H	7.51	7.7	7.89			7.0													
MAZ1082	7.7	8.2	8.7	5	0.5	7.2	60	6	15	0.5	120	3.2	4.6	6.2	75	95	Gray	Red	Red
MAZ1082-L	7.77	7.9	8.17			7.2													
MAZ1082-M	8.03	8.2	8.43			7.5													
MAZ1082-H	8.29	8.5	8.7			7.7													
MAZ1091	8.5	9.1	9.6	6	0.2	8	60	6	15	0.5	130	3.8	5.5	7	70	90	White	Brown	Brown
MAZ1091-L	8.58	8.8	9.02			8													
MAZ1091-M	8.87	9.1	9.33			8.3													
MAZ1091-H	9.14	9.4	9.6			8.6													
MAZ1100	9.4	10	10.6	7	0.2	8.9	60	8	20	0.5	130	4.5	6.4	8	70	90	Brown	Black	—
MAZ1100-L	9.44	9.7	9.92			8.9													
MAZ1100-M	9.75	10	10.25			9.2													
MAZ1100-H	10.07	10.3	10.59			9.5													
MAZ1110	10.4	11	11.6	7	0.1	9.9	60	10	20	0.5	170	5.4	7.4	9	65	85	Brown	Brown	—
MAZ1110-L	10.4	10.7	10.94			9.9													
MAZ1110-M	10.73	11	11.28			10.2													
MAZ1110-H	11.05	11.3	11.6			10.5													
MAZ1120	11.4	12	12.7	8	0.1	10.9	60	10	25	0.5	170	6	8.4	10	65	85	Brown	Red	—
MAZ1120-L	11.4	11.7	11.96			10.9													
MAZ1120-M	11.73	12	12.33			11.2													
MAZ1120-H	12.06	12.3	12.68			11.5													
MAZ1130	12.4	13	14.1	9	0.1	11.9	60	10	30	0.5	170	7	9.4	11	60	80	Brown	Orange	—
MAZ1130-L	12.4	12.7	12.99			11.9													
MAZ1130-M	12.73	13	13.4			12.2													
MAZ1130-H	13.25	13.7	14.08			12.7													
MAZ1140-M	13.65	14	14.35	10	0.05	13.1	60	10	30	0.5	170	9.2	11.4	13	55	75	Brown	Green	—
MAZ1150	13.9	15	15.6			13.4													
MAZ1150-L	13.9	14.3	14.76			14.1													
MAZ1150-M	14.6	15	15.35			14.4													
MAZ1150-H	14.95	15.3	15.6	11	0.05	14.8	60	10	40	0.5	170	10.4	12.4	14	52	75	Brown	Blue	—
MAZ1160	15.3	16	17.1			14.8													
MAZ1160-L	15.3	15.7	16.09			14.8													
MAZ1160-M	15.7	16	16.5			15.2													
MAZ1160-H	16.26	16.7	17.1	15.7															
MAZ1180	16.9	18	19.1	13	0.05	16.4	60	10	45	0.5	170	12.4	14.4	16	47	70	Brown	Gray	—
MAZ1180-L	16.9	17.3	17.76			16.4													
MAZ1180-M	17.55	18	18.45			17													
MAZ1180-H	18.2	18.7	19.1			17.7													
MAZ1200	18.8	20	21.2	14	0.05	18.3	60	15	55	0.5	180	14.4	16.4	18	36	60	Red	Black	—
MAZ1200-L	18.85	19.3	19.81			18.3													
MAZ1200-M	19.50	20	20.5			19													
MAZ1200-H	20.15	20.7	21.19			19.6													
MAZ1220	20.8	22	23.3	15	0.05	20.3	60	20	55	0.5	180	16.4	18.4	20	34	60	Red	Red	—
MAZ1220-L	20.8	21.3	21.86			20.3													
MAZ1220-M	21.45	22	22.55			20.9													
MAZ1220-H	22.1	22.7	23.24			21.6													

■ Electrical characteristics within part numbers (continued) $T_a = 25^\circ\text{C}$

• $V_Z = 24\text{ V}$ ($I_Z = 5\text{ mA}$)

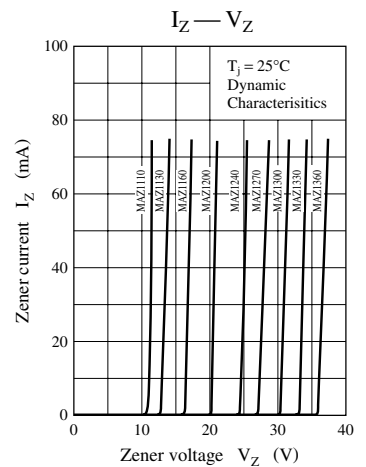
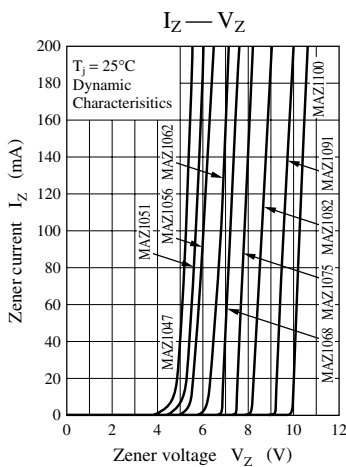
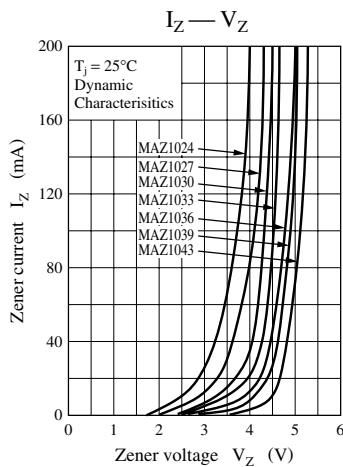
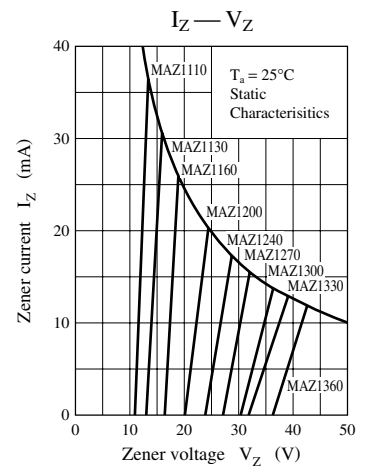
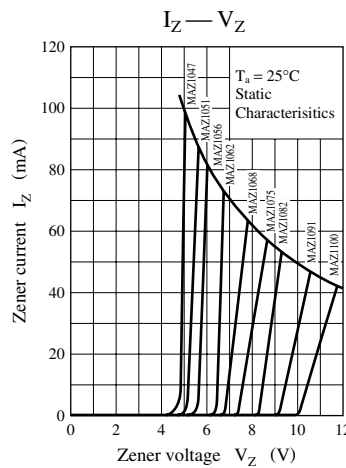
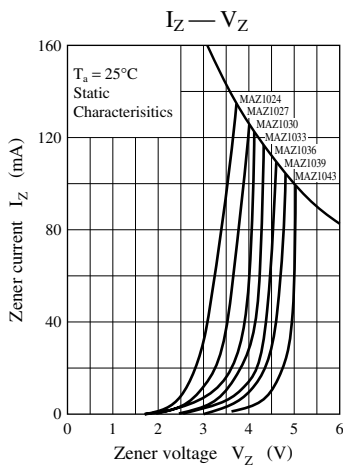
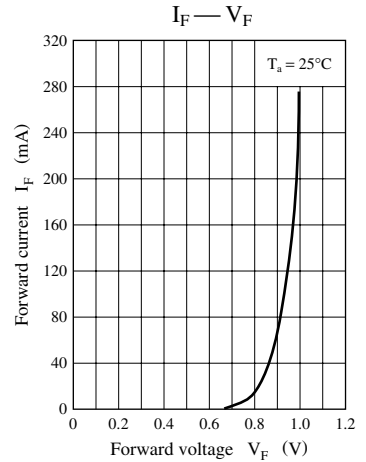
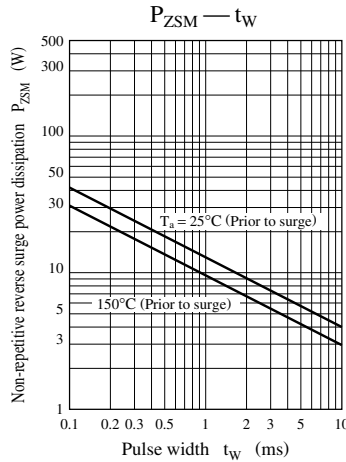
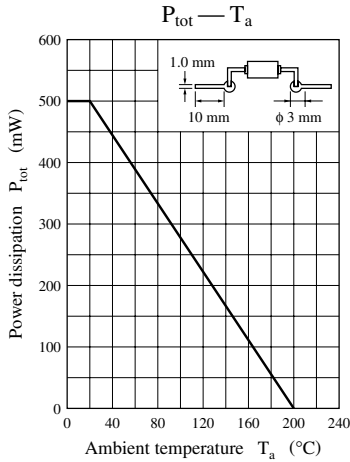
Part Number	Zener voltage			Reverse current				Operating resistance				Temperature coefficient of zener voltage			Terminal capacitance		Marking (Color indication) Main body: Yellowish green		
	V_Z (V) $I_Z = 5\text{ mA}$			I_{R1} (μA) V_R		I_{R2} (μA) V_R		R_Z (Ω) $I_Z = 5\text{ mA}$		R_{ZK} (Ω) I_Z		S_Z (mV/ $^\circ\text{C}$) $I_Z = 5\text{ mA}$			C_t (pF) ($V_R = 0\text{ V}$) $f = 1\text{ MHz}$				
	Min	Nom	Max	(V)	Max	(V)	Max	Typ	Max	(mA)	Max	Min	Typ	Max	Typ	Max	1st.	2nd.	3rd.
	MAZ1240	22.8	24	25.6	17	0.05	22.3	60	25	70	0.5	180	18.4	20.4	22	33	55	Red	Yellow
MAZ1240-L	22.8	23.3	23.97	22.3															
MAZ1240-M	23.5	24	24.7	23.8															
MAZ1240-H	24.35	25	25.6	23.8															

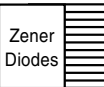
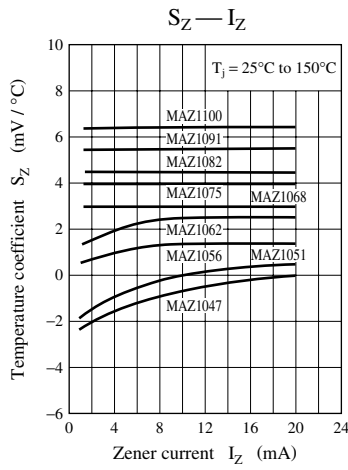
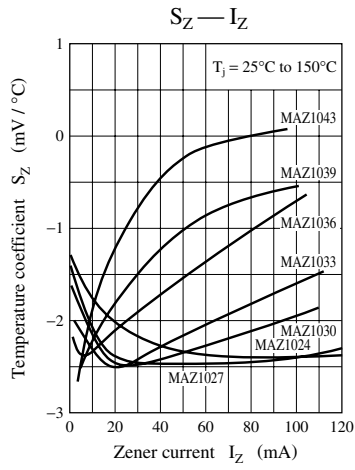
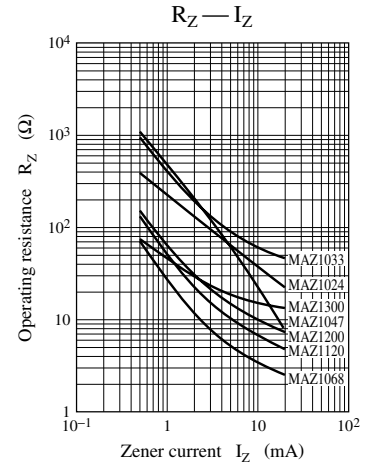
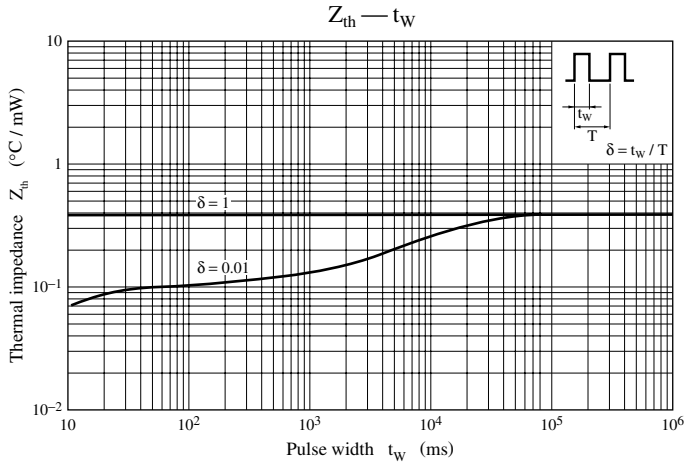
• $V_Z = 27\text{ V}$ to 39 V ($I_Z = 2\text{ mA}$)

Part Number	Zener voltage			Reverse current				Operating resistance				Temperature coefficient of zener voltage			Terminal capacitance		Marking (Color indication) Main body: Yellowish green		
	V_Z (V) $I_Z = 2\text{ mA}$			I_{R1} (μA) V_R		I_{R2} (μA) V_R		R_Z (Ω) $I_Z = 2\text{ mA}$		R_{ZK} (Ω) I_Z		S_Z (mV/ $^\circ\text{C}$) $I_Z = 2\text{ mA}$			C_t (pF) ($V_R = 0\text{ V}$) $f = 1\text{ MHz}$				
	Min	Nom	Max	(V)	Max	(V)	Max	Typ	Max	(mA)	Max	Min	Typ	Max	Typ	Max	1st.	2nd.	3rd.
	MAZ1270	25.1	27	28.9	19	0.05	24.8	60	25	80	0.5	200	21.4	23.4	25.3	30	50	Red	Purple
MAZ1270-L	25.3	26	26.7	24.8															
MAZ1270-M	26.3	27	27.7	25.8															
MAZ1270-H	27.3	28	28.7	26.8															
MAZ1300	28	30	32	21	0.05	27.8	60	30	80	0.5	200	24.4	26.6	29.4	27	50	Orange	Black	—
MAZ1300-L	28.3	29	29.7			27.8													
MAZ1300-M	29.3	30	30.8			28.8													
MAZ1300-H	30.2	31	31.8			29.7													
MAZ1330	31	33	35	23	0.05	30.7	60	35	80	0.5	200	27.4	29.7	33.4	25	45	Orange	Orange	—
MAZ1330-L	31.2	32	32.8			30.7													
MAZ1330-M	32.2	33	33.8			31.7													
MAZ1330-H	33.2	34	34.9			32.7													
MAZ1360	34	36	38	25	0.05	33.6	60	35	90	0.5	200	30.4	33	37.4	23	45	Orange	Blue	—
MAZ1360-L	34.1	35	35.9			33.6													
MAZ1360-M	35.1	36	36.9			34.6													
MAZ1360-H	36.1	37	37.9			35.6													
MAZ1390	37	—	41	27	0.05	36	60	—	130	0.5	250	33.4	36.4	41.2	21	45	Orange	White	—
MAZ1390-L	37.1	—	39			36													
MAZ1390-M	38	—	40			36													
MAZ1390-H	39	—	41			36													

Note) 1. The V_Z value is the one after power application for 20 ms at $T_a = 25^\circ\text{C}$.

2. The zener voltage temperature coefficient is the one for $T_j = 25^\circ\text{C}$ to 150°C .





Request for your special attention and precautions in using the technical information and semiconductors described in this material

- (1) An export permit needs to be obtained from the competent authorities of the Japanese Government if any of the products or technologies described in this material and controlled under the "Foreign Exchange and Foreign Trade Law" is to be exported or taken out of Japan.
- (2) The technical information described in this material is limited to showing representative characteristics and applied circuit examples of the products. It does not constitute the warranting of industrial property, the granting of relative rights, or the granting of any license.
- (3) The products described in this material are intended to be used for standard applications or general electronic equipment (such as office equipment, communications equipment, measuring instruments and household appliances).
Consult our sales staff in advance for information on the following applications:
 - Special applications (such as for airplanes, aerospace, automobiles, traffic control equipment, combustion equipment, life support systems and safety devices) in which exceptional quality and reliability are required, or if the failure or malfunction of the products may directly jeopardize life or harm the human body.
 - Any applications other than the standard applications intended.
- (4) The products and product specifications described in this material are subject to change without notice for reasons of modification and/or improvement. At the final stage of your design, purchasing, or use of the products, therefore, ask for the most up-to-date Product Standards in advance to make sure that the latest specifications satisfy your requirements.
- (5) When designing your equipment, comply with the guaranteed values, in particular those of maximum rating, the range of operating power supply voltage and heat radiation characteristics. Otherwise, we will not be liable for any defect which may arise later in your equipment.
Even when the products are used within the guaranteed values, redundant design is recommended, so that such equipment may not violate relevant laws or regulations because of the function of our products.
- (6) When using products for which dry packing is required, observe the conditions (including shelf life and after-unpacking standby time) agreed upon when specification sheets are individually exchanged.
- (7) No part of this material may be reprinted or reproduced by any means without written permission from our company.

Please read the following notes before using the datasheets

- A. These materials are intended as a reference to assist customers with the selection of Panasonic semiconductor products best suited to their applications.
Due to modification or other reasons, any information contained in this material, such as available product types, technical data, and so on, is subject to change without notice.
Customers are advised to contact our semiconductor sales office and obtain the latest information before starting precise technical research and/or purchasing activities.
- B. Panasonic is endeavoring to continually improve the quality and reliability of these materials but there is always the possibility that further rectifications will be required in the future. Therefore, Panasonic will not assume any liability for any damages arising from any errors etc. that may appear in this material.
- C. These materials are solely intended for a customer's individual use.
Therefore, without the prior written approval of Panasonic, any other use such as reproducing, selling, or distributing this material to a third party, via the Internet or in any other way, is prohibited.